

The Ecology Consultancy is a specialist consultancy established in 1999 with over 60 permanent staff across offices in London, Norfolk, Sussex, the Midlands, Northern England and Scotland.


Our principal areas of work are as follows:

Habitat and Vegetation Surveys

- Scoping assessments at an early stage to ascertain whether any surveys are required and if so to what detail.
- Habitat surveys – including Preliminary Ecological Appraisal following CIEEM guidance, JNCC Phase 1, extended JNCC Phase 1, Phase 2 and River Corridor Surveys, River Habitat Surveys and GeORHS.
- Vegetation surveys – including National Vegetation Classification (NVC) hedgerow surveys (including ecological and historical analysis), bryophytes and JNCC macrophyte surveys.
- Surveys for rare and protected plant species.
- Surveys for invasive plants and the preparation of method statements for controlling them, including all plant species on the Schedule 9.

Animal Surveys

- Bat surveys – including hibernation and maternity roost surveys, activity surveys, radio tracking, surveys for rare species including Bechstein's and lesser horseshoe, call analysis and EPSM licencing, mitigation and monitoring.
- Protected species surveys other than bats – including great crested newts, reptiles, badgers, dormice, birds, otters, water voles, white-clawed crayfish and protected invertebrates. Survey protocols follow current guidance and use the latest technology, such as remote detectors and infra-red cameras for bats.
- Applications for and implementation of European Protected Species Mitigation licences for species including bats, dormice and great crested newts, and conservation licences for water voles and white-clawed crayfish.
- Application and implementation of licences to disturb badgers.

- 
- Other faunal surveys including mammals, and amphibians.
 - Surveys in terrestrial and aquatic invertebrates using our in-house team of specialists. Aquatic invertebrate surveys including Rivpacs sampling and analyses and the determination of standard indices, including BMWP.
 - Breeding bird surveys (BTO CBC method), wintering bird surveys (WeBS method), collision risk assessment for wind farms, specialist surveys for Schedule 1 and conservation concern species such as black redstart, nightjar, barn owl, and raven.
 - Monitoring of mitigation measures.

Impact Assessments


- Ecological Impact Assessment, including the design of mitigation measures for any identified impacts. In 2012/13, working with Temple Group, The Ecology Consultancy carried out the EIA and prepared the ecology chapter for a 90km of section of HS2 Phase 1 (London to West Midlands), and managed all surveys necessary to establish the ecological baseline for the assessment.
- EIA, Habitat Regulations Assessment and Appropriate Assessment, including drafting of reports for Local Planning Authorities and the preparation of evidence on behalf of developers.
- BREEAM and Code for Sustainable Homes assessments – we undertake site surveys, liaison with assessors and Design Teams, and implement mitigation and enhancement programmes in order to achieve maximum credits. Our ecologists are 'Suitably Qualified Ecologists' as defined under BREEAM Guidance with extensive experience of working in the construction industry.

Arboricultural Services

- Full in-house arboricultural services that include: Tree Surveys BS5837, Arboricultural Impact Assessments, Tree Protection Plans, Arboricultural Method Statements, Supervision and Site Monitoring, Planting/Landscaping Proposal Schemes and Mitigation Planting Plans. Our in-house capability allows for a seamless experience between our arboricultural and ecological services.

Working on site

- Undertaking ecological watching briefs and Clerk of Works roles for contractors – including carrying out this role on 11 Channel Tunnel Rail Link contracts, the construction of A120, the M25 widening in Essex and Hertfordshire, the construction of a new office block at the TRL and the construction of a gas pipeline on the Isle of Grain. All staff hold CSCS safety cards.

- 
- Surveys for habitats and protected species in the railway and trunk road corridors – several of our staff are Network Rail Personal Track Safety (PTS) trained and have held LUL Depot and Track Accustomed accreditation.
 - Wind farm surveys, including bats and birds according to current guidelines, and also collision risk modelling.


Masterplanning and Site Management

- Integrated surveys and design input for strategic level master plans including for example Strategic Housing Land Availability Assessment.
- Preparation of site management plans, and involvement with design and construction issues. A recent major project of this type has been the design of a new open space and nature reserve in conjunction with a new housing development at the former Worcester Park Sewage Treatment Works in the London Borough of Sutton; we are directly feeding into the masterplanning of three urban extensions in East Anglia. The Ecology Consultancy was part of the Masterplanning Team for the Crystal Palace Park redesign in 2007.
- Implementation of practical habitat creation and management, including newt and reptile fencing and refugia, wildflower meadows and landscape planting of value to wildlife.

Green Infrastructure

- Design advice and detailed specifications for living roofs and walls (through our partnership with The Green Infrastructure Consultancy: www.greeninfrastructureconsultancy.com)
- Green infrastructure audits in conjunction with The Green Infrastructure Consultancy.
- Providing detailed specifications for integrating wildlife habitat, and nesting and roosting boxes into development projects including large housing projects, such as Woodberry Down and Leamouth Peninsula (London), Worcester Park (Surrey) and Wilmington Estate (West Sussex).

Research and Provision of Guidance Materials and Training

- Preparation of information and guidance materials – including the Working With Wildlife resource pack and Building Greener all published by CIRIA.
 - Research on wildlife issues, including desktop studies, data analysis and questionnaire surveys
 - Training on wildlife issues, including Working With Wildlife training on behalf of CIRIA, and lecturing on further and higher education courses
 - Expert witness role at Planning Hearings and Public Inquiries.
- 



GIS Services

- We have an in-house GIS team experienced in data capture and geo-processing of field survey data. They provide expertise in GIS analysis, relational database design, spatial analysis, thematic cartography for Environmental Impact Assessments. Our GIS output includes thematic maps for habitat plans, protected species surveys and BREEAM assessments in different formats (including A0 and A1 hard copies). Our GIS capabilities are integrated using GIS/ CAD software and automated tools (ESRI ArcGIS10, AutoCAD LT 2012).

Project Management

- Adept project management and logistics planning of surveys to ensure on time delivery of field work, reports and mitigation proposals.
- Working collaboratively with design teams, and other technical specialists, to find integrated mitigation outcomes.
- Liaising with stakeholders including, for example Natural England, to ensure as inclusive approach to problem solving as possible.

Client Support

- We assist landowners and developers in securing planning permission whilst also establishing the principles for conserving and enhancing the ecological value of sites. As described above, we undertake surveys for protected species, negotiate and liaise with the conservation authorities and other relevant stakeholders, and carry out mitigation under licence from Natural England.
- Our depth of specialist ecological knowledge enables us to provide a comprehensive service from the planning and feasibility stages, through to detailed design and implementation. We are responsive to our clients' needs and continually monitor and develop our business whilst maintaining a high quality cost-effective service.



Ecology Consultancy

www.ecologyconsultancy.co.uk

The Ecology Consultancy is part of the Temple Group

London

Tempus Wharf
33a Bermondsey Wall West
London
SE16 4TQ
T: 020 7378 1914

Sussex

The Old Dairy
Barcombe Mills Road
Lewes
BN8 5FF
T: 01273 813739

East Anglia

Thorpe House
79 Thorpe Road
Norwich
NR1 1UA
T: 01603 628408

Midlands

9 The Mews
Trent Park
Eastern Avenue
Lichfield
WS13 6RN
T: 01543 728971

North

Trinity Walk
Unit G37b
Market Walk
West Yorkshire
WF1 1QR
T: 01924 683558

Scotland

Suite 10
3 Coates Place
Edinburgh
EH3 7AA
T: 01312 258610

E: enquiries@ecologyconsultancy.co.uk